



CHILMARK

FIREHOUSE & EMS HEADQUARTERS

KEENAN+KENNY ARCHITECTS
TL STUDIO LANDSCAPE ARCHITECTURE
SEPTEMBER 24, 2021



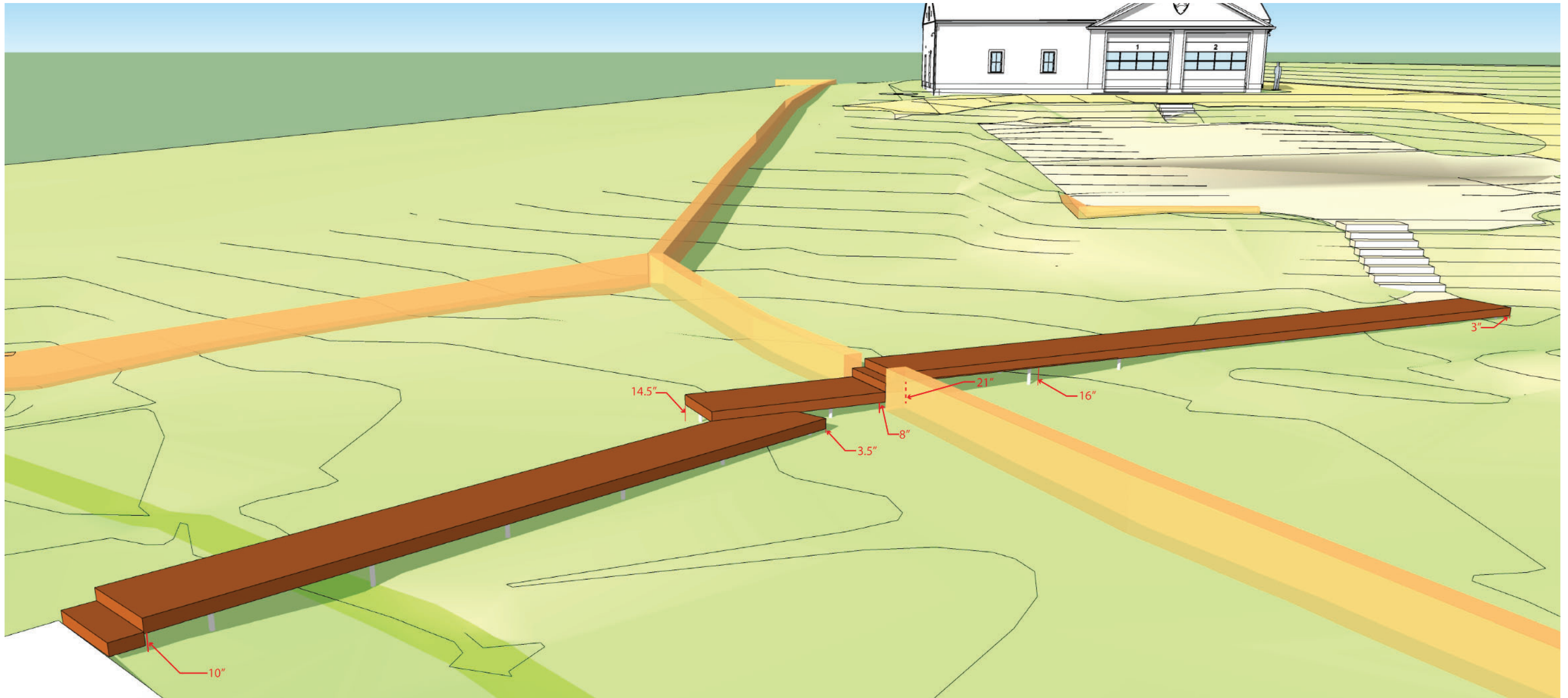
FIRE STATION & EMS HEADQUARTERS PLAN



FIRE STATION



BOARDWALK



WOOD OPTIONS

1. IPE - TROPICAL HARDWOOD
2. THERMALLY MODIFIED WOOD (ASH, PINE FIR) - LEFT
3. AMERICAN BLACK LOCUST - RIGHT





VIEW WEST TO CHURCH: EX CONDITIONS & EMS OVERLAY



VIEW WEST TO CHURCH WITH PLANTINGS



VIEW WEST TO CHURCH - CLOSE UP



EAST EDGE -VIEW NORTH



TREES: THORNLESS HONEY LOCUST



TREES: RED MAPLE




TREES: TULIP POPLAR



EASTERN RED CEDAR



WHITE PINE



ARBORVITAE

EVERGREEN TREES



WINTERBERRY



OAKLEAF HYDRANGEA



BAYBERRY






RED TWIG DOGWOOD
CORALBERRY



GRO-LOW SUMAC



SWITCH GRASS



SHRUBS